

School Opinion Survey results, 2024

(1476) Cannon Hill State School report

Contents

Highlights report

- Parent/Caregiver results

Parent/Caregiver school report

- Student results

Student school report

Student school report by demographic

- Staff results

Staff school report (all staff items)

Staff school report by demographic (all staff items)

Staff school report (teaching staff items)

Supporting information

About this data

Additional information

Information on the School Opinion Survey is available from OnePortal:

[School Opinion Survey – OnePortal page](#)

Notes to assist with interpreting these reports are available from:

[School Opinion Survey – Explanatory notes](#)



Highlights report for (1476) Cannon Hill State School, 2024



93

Parents and Caregivers
(42.1%) participated.

Most positive items	Agreement
Teachers at this school motivate my child to learn.	100.0
Teachers at this school expect my child to do their best.	100.0
Staff at this school are approachable.	98.9

Least positive items	Agreement
Student behaviour is well managed at this school.	92.3
I understand how my child is assessed at this school.	92.3
My child's learning needs are being met at this school.	92.3



65

Students
(86.7%) participated.

Most positive items	Agreement
I can access computers and other technologies at my school for learning.	100.0
My teachers expect me to do my best.	98.4
My school encourages students to respect one another.	96.9

Least positive items	Agreement
My school treats students equally, regardless of gender.	71.9
Student behaviour is well managed at my school.	73.4
I can talk to my teachers about my concerns.	75.8



25

Staff
(62.5%) participated.

Most positive items	Agreement
I use the Australian Curriculum (P-10) and/or Queensland senior syllabuses (11-12) for planning teaching, learning and assessment.	100.0
This school looks for ways to improve.	100.0
If I raised a concern, I feel confident that it would be taken seriously.	100.0

Least positive items	Agreement
I feel confident embedding Aboriginal and Torres Strait Islander perspectives across the learning areas.	76.5
Information and communication technology issues at this school are resolved promptly.	88.0
Students are interested in their schoolwork.	88.2

Agreement presents the aggregation of positive responses as a percentage; i.e.: "Somewhat agree", "Agree", and "Strongly agree".

The **most positive items** and **least positive items** are chosen according to strength of agreement. In some circumstances, there may be more survey items of equal agreement to those shown. Please refer to the relevant section of this report for further detail.

The response rate shown is indicative only. It is based on the number of individuals who were invited to participate.

Highlights report for (1476) Cannon Hill State School, 2024 (continued)

	Parent/Caregiver Agreement				Student Agreement				Staff Agreement			
	Your school	Your region	Qld state schools	Last year	Your school	Your region	Qld state schools	Last year	Your school	Your region	Qld state schools	Last year
Common items												
...student behaviour is well managed...	92.3	9.0	12.0	19.9	73.4	9.4	10.4	6.8	96.0	21.4	21.6	38.9
...students are treated fairly...	94.6	5.5	7.2	12.6	76.2	2.3	2.8	0.8	100.0	10.8	11.5	13.8
...expectations and rules are clear...	96.8	3.9	4.2	11.8	93.8	1.4	1.6	-0.9	100.0	12.3	12.2	20.7
...respectful student relationships fostered...	98.9	8.5	10.5	10.1	96.9	7.1	7.8	2.5	100.0	8.2	8.8	10.7
...gender equality at school...	97.7	6.3	7.6	4.4	71.9	-1.2	0.4	-6.3	100.0	5.1	5.3	4.0
...this is a good school...	96.7	4.8	5.9	9.7	86.2	5.3	6.7	-10.1	100.0	8.7	8.8	11.5
...opinions are taken seriously...	93.4	11.6	12.4	25.3	79.7	11.0	11.3	-0.3	100.0	22.3	22.5	21.4
...like being at school...	97.8	6.3	8.3	4.8	82.5	6.8	9.5	-10.3	100.0	8.9	9.2	3.7
...feel safe at school...	94.6	4.4	6.2	9.7	85.7	3.3	4.3	0.5	96.0	8.0	8.3	10.8
...students are interested in school work...	96.7	9.4	11.0	10.7	76.9	9.5	11.2	7.3	88.2	1.8	5.0	5.9
Concepts												
Fairness / Clarity of rules	94.6	6.1	7.8	14.7	81.2	4.4	4.9	2.1	99.0	13.7	14.0	23.6
Safety	95.7	4.6	6.1	8.2	89.5	4.5	5.0	1.8	97.3	6.8	6.9	9.7
Partnerships	96.0	7.9	8.6	15.2	88.4	8.2	8.7	2.6	100.0	15.0	15.2	17.9
School culture	98.2	7.2	8.4	7.9	85.6	4.4	5.4	-3.2	100.0	9.8	10.0	8.7
Teaching and learning	95.0	5.4	6.3	11.8	89.6	4.4	5.0	2.0	93.7	1.6	2.6	3.0
Staff wellbeing									99.2	23.0	23.3	31.8
Staff development									92.9	9.3	9.3	21.9
Workplace culture*									97.5	17.1	17.2	23.3

Agreement presents the aggregation of positive responses as a percentage; i.e.: "Somewhat agree", "Agree", and "Strongly agree".

Common items are asked in the Parent/Caregiver Survey, the Student Survey and the Staff Survey.

Concepts show the overall result for items that belong to a concept.

A **green reference result** means your school received a result more positive than the reference result, shown as the percentage point difference of **Agreement**.

* The result for 'Workplace culture' does not include responses in relation to staff interactions in the Staff Survey.

Parent/Caregiver school report, 2024

(1476) Cannon Hill State School

Parents/Caregivers were asked to think back over the school year, and to indicate the extent to which they agreed or disagreed with the following statements, for their eldest child in the school:

Fairness / Clarity of rules

The expectations and rules are clear at this school.

Teachers at this school treat students fairly.

Student behaviour is well managed at this school.

Safety

My child feels safe at this school.

Teachers at this school are interested in my child's wellbeing.

Partnerships

This school works with me to support my child's learning.

I can talk to my child's teachers about my concerns.

This school keeps me well informed.

Staff at this school are responsive to my enquiries.

Staff at this school are approachable.

This school asks for my input.

This school takes parents' opinions seriously.

	Your school							References				
	n	Strongly disagree	Disagree	Somewhat disagree	Somewhat agree	Agree	Strongly agree	Agreement	Last year 2023	Your school type Primary	Your region MSR	Qld state schools
The expectations and rules are clear at this school.	93	1.1	0.0	2.2	4.3	40.9	51.6	96.8	11.8	3.1	3.9	4.2
Teachers at this school treat students fairly.	93	2.2	1.1	2.2	5.4	47.3	41.9	94.6	12.6	4.6	5.5	7.2
Student behaviour is well managed at this school.	91	0.0	5.5	2.2	15.4	45.1	31.9	92.3	19.9	9.2	9.0	12.0
My child feels safe at this school.	92	1.1	2.2	2.2	7.6	39.1	47.8	94.6	9.7	4.2	4.4	6.2
Teachers at this school are interested in my child's wellbeing.	92	0.0	0.0	3.3	4.3	39.1	53.3	96.7	6.7	3.8	4.9	6.0
This school works with me to support my child's learning.	92	0.0	2.2	4.3	10.9	40.2	42.4	93.5	11.8	3.3	4.1	4.9
I can talk to my child's teachers about my concerns.	93	0.0	2.2	1.1	8.6	30.1	58.1	96.8	4.8	2.6	3.7	4.1
This school keeps me well informed.	93	0.0	1.1	3.2	17.2	24.7	53.8	95.7	23.7	8.4	8.2	9.1
Staff at this school are responsive to my enquiries.	92	0.0	0.0	1.1	7.6	32.6	58.7	98.9	12.9	6.6	7.6	8.3
Staff at this school are approachable.	93	0.0	0.0	1.1	7.5	28.0	63.4	98.9	8.9	4.8	6.0	6.1
This school asks for my input.	91	1.1	1.1	3.3	17.6	37.4	39.6	94.5	20.0	13.6	14.8	16.1
This school takes parents' opinions seriously.	91	2.2	2.2	2.2	9.9	41.8	41.8	93.4	25.3	10.2	11.6	12.4

Agreement presents the aggregation of positive responses as a percentage; i.e.: "Somewhat agree", "Agree", and "Strongly agree".

A **green reference result** means your school received a result more positive than the reference result, shown as the percentage point difference of **Agreement**.

NA means there is no data; **DW** means the data is withheld to protect the confidentiality of respondents.

Parent/Caregiver school report, 2024

(1476) Cannon Hill State School

Parents/Caregivers were asked to think back over the school year, and to indicate the extent to which they agreed or disagreed with the following statements, for their eldest child in the school:

	Your school								References				
	n	Strongly disagree	Disagree	Somewhat disagree	Somewhat agree	Agree	Strongly agree	Agreement	Last year 2023	Your school type Primary	Your region MSR	Qld state schools	
School culture													
My child likes being at this school.	90	1.1	1.1	0.0	8.9	27.8	61.1		97.8	4.8	5.4	6.3	8.3
This school celebrates student achievements.	92	0.0	0.0	1.1	5.4	29.3	64.1		98.9	3.0	3.9	4.8	5.1
This school fosters respectful relationships among all students.	91	0.0	0.0	1.1	7.7	41.8	49.5		98.9	10.1	7.7	8.5	10.5
Teachers at this school motivate my child to learn.	91	0.0	0.0	0.0	8.8	35.2	56.0		100.0	11.1	7.3	9.3	10.8
This school looks for ways to improve.	92	0.0	0.0	3.3	8.7	31.5	56.5		96.7	14.1	7.1	8.0	8.8
This school treats students equally, regardless of gender.	88	1.1	1.1	0.0	2.3	25.0	70.5		97.7	4.4	5.2	6.3	7.6
This school has a strong sense of community.	91	0.0	0.0	1.1	6.6	30.8	61.5		98.9	6.1	7.9	9.4	10.0
This is a good school.	91	0.0	1.1	2.2	5.5	29.7	61.5		96.7	9.7	3.7	4.8	5.9
Teaching and learning													
Teachers at this school expect my child to do their best.	92	0.0	0.0	0.0	9.8	41.3	48.9		100.0	4.0	3.1	4.0	4.2
Teachers at this school provide my child with useful feedback about their schoolwork.	85	0.0	1.2	4.7	15.3	38.8	40.0		94.1	8.1	3.9	4.9	5.5
My child is making good progress at this school.	91	0.0	2.2	3.3	6.6	37.4	50.5		94.5	9.5	3.4	4.2	5.3
I understand how my child is assessed at this school.	91	0.0	4.4	3.3	24.2	34.1	34.1		92.3	21.9	4.1	4.8	4.7
My child is interested in their schoolwork.	92	1.1	1.1	1.1	15.2	43.5	38.0		96.7	10.7	7.7	9.4	11.0
My child's learning needs are being met at this school.	91	1.1	3.3	3.3	9.9	40.7	41.8		92.3	16.6	4.5	5.3	6.7
Other													
This school is well maintained.	91	1.1	2.2	2.2	20.9	36.3	37.4		94.5	12.9	1.5	2.1	2.2

Agreement presents the aggregation of positive responses as a percentage; i.e.: "Somewhat agree", "Agree", and "Strongly agree".
 A **green reference result** means your school received a result more positive than the reference result, shown as the percentage point difference of **Agreement**.
NA means there is no data; **DW** means the data is withheld to protect the confidentiality of respondents.

Student school report, 2024

(1476) Cannon Hill State School

Students were asked to think back over the school year, and to indicate the extent to which they agreed or disagreed with the following statements:

Fairness / Clarity of rules

The expectations and rules are clear at my school.

Teachers at my school treat students fairly.

Student behaviour is well managed at my school.

Safety

I feel safe at my school.

I feel safe undertaking online activities using my school's internet.

My teachers are interested in my wellbeing.

Partnerships

My school encourages me to participate in school activities.

My school takes students' opinions seriously.

I can get help with my schoolwork at home.

	Your school							References				
	n	Strongly disagree	Disagree	Somewhat disagree	Somewhat agree	Agree	Strongly agree	Agreement	Last year 2023	Your school type Primary	Your region MSR	Qld state schools
The expectations and rules are clear at my school.	64	0.0	3.1	3.1	15.6	37.5	40.6	93.8	-0.9	-0.7	1.4	1.6
Teachers at my school treat students fairly.	63	4.8	6.3	12.7	27.0	33.3	15.9	76.2	0.8	-3.3	2.3	2.8
Student behaviour is well managed at my school.	64	4.7	3.1	18.8	40.6	23.4	9.4	73.4	6.8	2.8	9.4	10.4
I feel safe at my school.	63	4.8	1.6	7.9	11.1	41.3	33.3	85.7	0.5	-0.9	3.3	4.3
I feel safe undertaking online activities using my school's internet.	64	4.7	0.0	1.6	9.4	29.7	54.7	93.8	2.7	0.3	3.0	3.2
My teachers are interested in my wellbeing.	64	4.7	3.1	3.1	18.8	35.9	34.4	89.1	2.3	0.5	7.2	7.5
My school encourages me to participate in school activities.	63	0.0	1.6	4.8	12.7	31.7	49.2	93.7	6.6	0.9	4.4	4.7
My school takes students' opinions seriously.	64	7.8	6.3	6.3	21.9	42.2	15.6	79.7	-0.3	2.8	11.0	11.3
I can get help with my schoolwork at home.	63	0.0	1.6	6.3	9.5	36.5	46.0	92.1	1.5	7.1	9.4	10.2

Agreement presents the aggregation of positive responses as a percentage; i.e.: "Somewhat agree", "Agree", and "Strongly agree".

A **green reference result** means your school received a result more positive than the reference result, shown as the percentage point difference of **Agreement**.

NA means there is no data; **DW** means the data is withheld to protect the confidentiality of respondents.

Student school report, 2024

(1476) Cannon Hill State School

	Your school								References				
	n	Strongly disagree	Disagree	Somewhat disagree	Somewhat agree	Agree	Strongly agree	Agreement	Last year 2023	Your school type Primary	Your region MSR	Qld state schools	
<p>Students were asked to think back over the school year, and to indicate the extent to which they agreed or disagreed with the following statements:</p>													
School culture													
My school encourages students to respect one another.	65	0.0	1.5	1.5	20.0	35.4	41.5		96.9	2.5	3.4	7.1	7.8
My school celebrates student achievements.	64	3.1	3.1	4.7	12.5	35.9	40.6		89.1	-1.8	-3.3	-0.6	-0.3
I like being at my school.	63	6.3	3.2	7.9	19.0	27.0	36.5		82.5	-10.3	2.7	6.8	9.5
I can talk to my teachers about my concerns.	62	6.5	4.8	12.9	14.5	35.5	25.8		75.8	-8.1	-3.5	3.7	4.1
My school gives me opportunities to do interesting things.	65	3.1	1.5	9.2	12.3	32.3	41.5		86.2	-2.7	-4.2	-0.5	0.0
My school looks for ways to improve.	65	4.6	1.5	3.1	12.3	40.0	38.5		90.8	-0.3	0.4	6.2	6.8
I feel accepted by other students at my school.	64	3.1	6.3	7.8	28.1	28.1	26.6		82.8	1.7	6.5	9.2	11.0
My school treats students equally, regardless of gender.	64	9.4	6.3	12.5	12.5	32.8	26.6		71.9	-6.3	-5.3	-1.2	0.4
My teachers motivate me to learn.	63	4.8	0.0	1.6	9.5	28.6	55.6		93.7	2.6	1.3	7.3	7.9
This is a good school.	65	4.6	3.1	6.2	9.2	38.5	38.5		86.2	-10.1	-0.2	5.3	6.7
Teaching and learning													
My teachers expect me to do my best.	62	0.0	0.0	1.6	9.7	40.3	48.4		98.4	3.9	1.2	2.7	3.0
My teachers help me with my schoolwork when I need it.	65	1.5	0.0	4.6	13.8	33.8	46.2		93.8	-0.8	1.7	5.0	5.8
My teachers provide me with useful feedback about my schoolwork.	65	0.0	4.6	4.6	12.3	43.1	35.4		90.8	1.7	-0.4	4.1	4.6
I understand how I am assessed at my school.	62	3.2	4.8	6.5	16.1	41.9	27.4		85.5	-3.2	-3.2	0.3	0.9
My schoolwork challenges me to think.	65	3.1	0.0	4.6	16.9	41.5	33.8		92.3	2.8	2.7	5.0	4.9
I am interested in my schoolwork.	65	7.7	7.7	7.7	29.2	33.8	13.8		76.9	7.3	5.9	9.5	11.2
Other													
I can access computers and other technologies at my school for learning.	63	0.0	0.0	0.0	6.3	30.2	63.5		100.0	1.8	5.8	8.2	8.1
My school is well maintained.	61	4.9	1.6	8.2	16.4	36.1	32.8		85.2	6.8	1.0	7.8	8.2

Agreement presents the aggregation of positive responses as a percentage; i.e.: "Somewhat agree", "Agree", and "Strongly agree".

A **green reference result** means your school received a result more positive than the reference result, shown as the percentage point difference of **Agreement**.

NA means there is no data; **DW** means the data is withheld to protect the confidentiality of respondents.

Student school report by demographic, 2024

(1476) Cannon Hill State School

	Gender		Aboriginal and Torres Strait Islander origin		Student year level		Your school	
	Male (28)	Female (37)	Yes (4)	No (61)	Year 5 (34)	Year 6 (31)	n	Agreement
Students were asked to think back over the school year, and to indicate the extent to which they agreed or disagreed with the following statements:								
Fairness / Clarity of rules								
The expectations and rules are clear at my school.	88.9	97.3	100.0	93.3	93.9	93.5	64	93.8
Teachers at my school treat students fairly.	69.2	81.1	100.0	74.6	72.7	80.0	63	76.2
Student behaviour is well managed at my school.	63.0	81.1	75.0	73.3	61.8	86.7	64	73.4
Safety								
I feel safe at my school.	70.4	97.2	100.0	85.0	75.8	96.7	63	85.7
I feel safe undertaking online activities using my school's internet.	92.6	94.6	100.0	93.4	90.9	96.8	64	93.8
My teachers are interested in my wellbeing.	81.5	94.6	100.0	88.3	81.8	96.8	64	89.1
Partnerships								
My school encourages me to participate in school activities.	92.3	94.6	100.0	93.2	90.6	96.8	63	93.7
My school takes students' opinions seriously.	74.1	83.8	100.0	78.3	70.6	90.0	64	79.7
I can get help with my schoolwork at home.	92.9	91.4	75.0	93.2	88.2	96.6	63	92.1

Agreement presents the aggregation of positive responses as a percentage; i.e.: "Somewhat agree", "Agree", and "Strongly agree".

NA means there is no data; **DW** means the data is withheld to protect the confidentiality of respondents.

The number displayed in the column headings is the highest number of responses received for this demographic group.

Your school results include respondents who did not answer demographic items.

Student school report by demographic, 2024

(1476) Cannon Hill State School

	Gender		Aboriginal and Torres Strait Islander origin		Student year level		Your school	
	Male (28)	Female (37)	Yes (4)	No (61)	Year 5 (34)	Year 6 (31)	n	Agreement
Students were asked to think back over the school year, and to indicate the extent to which they agreed or disagreed with the following statements:								
School culture								
My school encourages students to respect one another.	96.4	97.3	100.0	96.7	97.1	96.8	65	96.9
My school celebrates student achievements.	77.8	97.3	75.0	90.0	78.8	100.0	64	89.1
I like being at my school.	74.1	88.9	75.0	83.1	72.7	93.3	63	82.5
I can talk to my teachers about my concerns.	69.2	80.6	50.0	77.6	66.7	86.2	62	75.8
My school gives me opportunities to do interesting things.	82.1	89.2	100.0	85.2	79.4	93.5	65	86.2
My school looks for ways to improve.	82.1	97.3	100.0	90.2	85.3	96.8	65	90.8
I feel accepted by other students at my school.	82.1	83.3	100.0	81.7	70.6	96.7	64	82.8
My school treats students equally, regardless of gender.	63.0	78.4	75.0	71.7	64.7	80.0	64	71.9
My teachers motivate me to learn.	88.5	97.3	100.0	93.3	90.6	96.8	63	93.7
This is a good school.	75.0	94.6	100.0	85.2	76.5	96.8	65	86.2
Teaching and learning								
My teachers expect me to do my best.	100.0	97.3	100.0	98.3	100.0	96.8	62	98.4
My teachers help me with my schoolwork when I need it.	89.3	97.3	100.0	93.4	91.2	96.8	65	93.8
My teachers provide me with useful feedback about my schoolwork.	92.9	89.2	100.0	90.2	85.3	96.8	65	90.8
I understand how I am assessed at my school.	84.6	86.1	75.0	86.2	78.1	93.3	62	85.5
My schoolwork challenges me to think.	89.3	94.6	75.0	93.4	88.2	96.8	65	92.3
I am interested in my schoolwork.	60.7	89.2	50.0	78.7	64.7	90.3	65	76.9
Other								
I can access computers and other technologies at my school for learning.	100.0	100.0	100.0	100.0	100.0	100.0	63	100.0
My school is well maintained.	76.0	91.7	100.0	84.5	83.9	86.7	61	85.2

Agreement presents the aggregation of positive responses as a percentage; i.e.: "Somewhat agree", "Agree", and "Strongly agree".

NA means there is no data; **DW** means the data is withheld to protect the confidentiality of respondents.

The number displayed in the column headings is the highest number of responses received for this demographic group.

Your school results include respondents who did not answer demographic items.

Staff school report (all staff items), 2024

(1476) Cannon Hill State School

	Your school								References				
	n	Strongly disagree	Disagree	Somewhat disagree	Somewhat agree	Agree	Strongly agree	Agreement	Last year 2023	Your school type Primary	Your region MSR	Qld state schools	
Fairness / Clarity of rules													
The expectations and rules are clear at this school.	25	0.0	0.0	0.0	0.0	56.0	44.0		100.0	20.7	10.9	12.3	12.2
Students are treated fairly at this school.	25	0.0	0.0	0.0	4.0	32.0	64.0		100.0	13.8	10.9	10.8	11.5
Student behaviour is well managed at this school.	25	0.0	0.0	4.0	8.0	56.0	32.0		96.0	38.9	18.9	21.4	21.6
Students with disability are well supported at this school.	24	0.0	0.0	0.0	16.7	45.8	37.5		100.0	21.4	10.8	10.2	10.7
Safety													
I am aware of health, safety and wellbeing procedures at this school.	25	0.0	0.0	4.0	12.0	56.0	28.0		96.0	7.1	0.7	1.5	1.4
There is adequate focus on workplace safety at my workplace.	25	0.0	0.0	0.0	16.0	48.0	36.0		100.0	11.1	9.2	10.9	10.9
I feel this school is a safe place in which to work.	25	0.0	0.0	4.0	8.0	40.0	48.0		96.0	10.8	6.5	8.0	8.3
Partnerships													
This school takes staff opinions seriously.	25	0.0	0.0	0.0	4.0	44.0	52.0		100.0	21.4	19.0	22.3	22.5
This school encourages parents/carers to be active partners in educating their child.	25	0.0	0.0	0.0	12.0	32.0	56.0		100.0	14.3	6.1	7.4	7.6
School culture													
This school fosters respectful relationships among all students.	25	0.0	0.0	0.0	8.0	40.0	52.0		100.0	10.7	6.7	8.2	8.8
This school looks for ways to improve.	25	0.0	0.0	0.0	0.0	24.0	76.0		100.0	3.6	6.6	8.3	8.1
I enjoy working at this school.	25	0.0	0.0	0.0	4.0	28.0	68.0		100.0	3.7	8.1	8.9	9.2
This school promotes gender equality.	24	0.0	0.0	0.0	0.0	33.3	66.7		100.0	4.0	4.1	5.1	5.3
If I raised a concern, I feel confident that it would be taken seriously.	25	0.0	0.0	0.0	4.0	20.0	76.0		100.0	18.5	16.6	19.3	19.7
This is a good school.	25	0.0	0.0	0.0	8.0	32.0	60.0		100.0	11.5	7.3	8.7	8.8
Teaching and learning													
Students are encouraged to do their best at this school.	25	0.0	0.0	0.0	12.0	28.0	60.0		100.0	7.1	2.1	3.4	3.9

Agreement presents the aggregation of positive responses as a percentage; i.e.: "Somewhat agree", "Agree", and "Strongly agree".

A **green reference result** means your school received a result more positive than the reference result, shown as the percentage point difference of **Agreement**.

NA means there is no data; **DW** means the data is withheld to protect the confidentiality of respondents.

Staff school report (all staff items), 2024

(1476) Cannon Hill State School

	Your school							References					
	n	Strongly disagree	Disagree	Somewhat disagree	Somewhat agree	Agree	Strongly agree	Agreement	Last year 2023	Your school type Primary	Your region MSR	Qld state schools	
<p>Staff were asked to think back over the school year, and to indicate the extent to which they agreed or disagreed with the following statements about aspects of the school as a workplace:</p>													
Staff wellbeing													
Staff are well supported at this school.	25	0.0	0.0	0.0	8.0	40.0	52.0		100.0	25.9	19.1	21.2	21.6
I feel that staff morale is positive at this school.	25	0.0	0.0	0.0	24.0	32.0	44.0		100.0	44.4	25.1	27.5	28.4
Staff are treated fairly and consistently at this school.	25	0.0	0.0	0.0	12.0	36.0	52.0		100.0	25.9	21.7	24.5	24.9
The wellbeing of employees is a priority for this school.	25	0.0	0.0	0.0	16.0	40.0	44.0		100.0	29.6	19.0	22.2	22.1
I am supported to manage the pressures of my workload.	25	0.0	0.0	4.0	16.0	52.0	28.0		96.0	33.0	16.1	19.7	19.3
Staff development													
I have access to relevant professional development.	25	0.0	0.0	8.0	8.0	48.0	36.0		92.0	26.6	6.3	7.6	7.1
I receive useful feedback about my work at this school.	25	0.0	0.0	4.0	28.0	28.0	40.0		96.0	15.2	12.6	15.2	15.4
This school encourages coaching and mentoring activities.	23	0.0	0.0	8.7	17.4	60.9	13.0		91.3	26.1	5.8	6.1	6.7
This school gives me opportunities to do interesting things.	25	0.0	0.0	8.0	24.0	36.0	32.0		92.0	20.0	6.1	8.1	7.8
Workplace culture													
This school keeps me well informed about things that are important to my work.	25	0.0	0.0	0.0	24.0	24.0	52.0		100.0	11.1	13.8	17.0	16.5
This school has an inclusive culture where diversity is valued and respected.	25	0.0	0.0	0.0	16.0	32.0	52.0		100.0	3.7	6.7	7.2	8.2
This school's culture supports people to achieve a good work-life balance.	25	0.0	0.0	0.0	16.0	44.0	40.0		100.0	25.9	15.8	19.6	19.2
This school offers flexible work arrangements.	21	4.8	0.0	0.0	14.3	52.4	28.6		95.2	14.3	12.2	17.0	15.0
I am confident that poor performance will be appropriately addressed in this school.	23	0.0	0.0	8.7	26.1	43.5	21.7		91.3	32.2	15.7	20.3	21.7
Recruitment and promotion decisions in this school are fair.	20	0.0	0.0	0.0	20.0	35.0	45.0		100.0	47.1	18.6	22.0	22.6
This school appropriately supports staff following an occupational violence/aggressive incident.	20	0.0	0.0	5.0	10.0	25.0	60.0		95.0	40.5	15.7	17.3	17.8

Agreement presents the aggregation of positive responses as a percentage; i.e.: "Somewhat agree", "Agree", and "Strongly agree".

A **green reference result** means your school received a result more positive than the reference result, shown as the percentage point difference of **Agreement**.

NA means there is no data; **DW** means the data is withheld to protect the confidentiality of respondents.

Staff school report (all staff items), 2024

(1476) Cannon Hill State School

Staff were asked to think back over the school year, and to indicate the extent to which they agreed or disagreed with the following statements about aspects of the school as a workplace:





Other

Information and communication technology issues at this school are resolved promptly.

This school is well maintained.

This school is well managed.

The school leadership team model the behaviours expected of all employees.

	Your school							References					
	n	Strongly disagree	Disagree	Somewhat disagree	Somewhat agree	Agree	Strongly agree	Agreement	Last year 2023	Your school type Primary	Your region MSR	Qld state schools	
Information and communication technology issues at this school are resolved promptly.	25	0.0	0.0	12.0	20.0	48.0	20.0		88.0	-4.6	-1.6	-0.9	-0.7
This school is well maintained.	25	4.0	0.0	4.0	32.0	40.0	20.0		92.0	17.9	1.9	3.4	3.8
This school is well managed.	25	0.0	0.0	0.0	0.0	36.0	64.0		100.0	14.8	13.9	16.3	16.5
The school leadership team model the behaviours expected of all employees.	25	0.0	0.0	0.0	0.0	28.0	72.0		100.0	14.8	14.4	17.6	17.2

Agreement presents the aggregation of positive responses as a percentage; i.e.: "Somewhat agree", "Agree", and "Strongly agree".

A **green reference result** means your school received a result more positive than the reference result, shown as the percentage point difference of **Agreement**.

NA means there is no data; **DW** means the data is withheld to protect the confidentiality of respondents.

Staff school report by demographic (all staff items), 2024

(1476) Cannon Hill State School

	Gender		Aboriginal and Torres Strait Islander origin		Staff position		Your school	
	Male (4)	Female (21)	Yes (1)	No (24)	Teaching (17)	Non-Teaching (8)	n	Agreement
<i>Staff were asked to think back over the school year, and to indicate the extent to which they agreed or disagreed with the following statements about aspects of the school as a workplace:</i>								
Fairness / Clarity of rules								
The expectations and rules are clear at this school.	100.0	100.0	DW	DW	100.0	100.0	25	100.0
Students are treated fairly at this school.	100.0	100.0	DW	DW	100.0	100.0	25	100.0
Student behaviour is well managed at this school.	100.0	95.2	DW	DW	100.0	87.5	25	96.0
Students with disability are well supported at this school.	100.0	100.0	DW	DW	100.0	100.0	24	100.0
Safety								
I am aware of health, safety and wellbeing procedures at this school.	75.0	100.0	DW	DW	94.1	100.0	25	96.0
There is adequate focus on workplace safety at my workplace.	100.0	100.0	DW	DW	100.0	100.0	25	100.0
I feel this school is a safe place in which to work.	100.0	95.2	DW	DW	100.0	87.5	25	96.0
Partnerships								
This school takes staff opinions seriously.	100.0	100.0	DW	DW	100.0	100.0	25	100.0
This school encourages parents/carers to be active partners in educating their child.	100.0	100.0	DW	DW	100.0	100.0	25	100.0
School culture								
This school fosters respectful relationships among all students.	100.0	100.0	DW	DW	100.0	100.0	25	100.0
This school looks for ways to improve.	100.0	100.0	DW	DW	100.0	100.0	25	100.0
I enjoy working at this school.	100.0	100.0	DW	DW	100.0	100.0	25	100.0
This school promotes gender equality.	100.0	100.0	DW	DW	100.0	100.0	24	100.0
If I raised a concern, I feel confident that it would be taken seriously.	100.0	100.0	DW	DW	100.0	100.0	25	100.0
This is a good school.	100.0	100.0	DW	DW	100.0	100.0	25	100.0

Agreement presents the aggregation of positive responses as a percentage; i.e.: "Somewhat agree", "Agree", and "Strongly agree".

NA means there is no data; **DW** means the data is withheld to protect the confidentiality of respondents.

The number displayed in the column headings is the highest number of responses received for this demographic group.

Your school results include respondents who did not answer demographic items.

Staff school report by demographic (all staff items), 2024

(1476) Cannon Hill State School

	Gender		Aboriginal and Torres Strait Islander origin		Staff position		Your school	
	Male (4)	Female (21)	Yes (1)	No (24)	Teaching (17)	Non-Teaching (8)	n	Agreement
<p>Staff were asked to think back over the school year, and to indicate the extent to which they agreed or disagreed with the following statements about aspects of the school as a workplace:</p>								
Teaching and learning								
Students are encouraged to do their best at this school.	100.0	100.0	DW	DW	100.0	100.0	25	100.0
Staff wellbeing								
Staff are well supported at this school.	100.0	100.0	DW	DW	100.0	100.0	25	100.0
I feel that staff morale is positive at this school.	100.0	100.0	DW	DW	100.0	100.0	25	100.0
Staff are treated fairly and consistently at this school.	100.0	100.0	DW	DW	100.0	100.0	25	100.0
The wellbeing of employees is a priority for this school.	100.0	100.0	DW	DW	100.0	100.0	25	100.0
I am supported to manage the pressures of my workload.	100.0	95.2	DW	DW	100.0	87.5	25	96.0
Staff development								
I have access to relevant professional development.	100.0	90.5	DW	DW	94.1	87.5	25	92.0
I receive useful feedback about my work at this school.	100.0	95.2	DW	DW	100.0	87.5	25	96.0
This school encourages coaching and mentoring activities.	75.0	94.7	DW	DW	93.8	85.7	23	91.3
This school gives me opportunities to do interesting things.	100.0	90.5	DW	DW	94.1	87.5	25	92.0

Agreement presents the aggregation of positive responses as a percentage; i.e.: "Somewhat agree", "Agree", and "Strongly agree".

NA means there is no data; **DW** means the data is withheld to protect the confidentiality of respondents.

The number displayed in the column headings is the highest number of responses received for this demographic group.

Your school results include respondents who did not answer demographic items.

Staff school report by demographic (all staff items), 2024

(1476) Cannon Hill State School

	Gender		Aboriginal and Torres Strait Islander origin		Staff position		Your school	
	Male (4)	Female (21)	Yes (1)	No (24)	Teaching (17)	Non-Teaching (8)	n	Agreement
<p>Staff were asked to think back over the school year, and to indicate the extent to which they agreed or disagreed with the following statements about aspects of the school as a workplace:</p>								
Workplace culture								
This school keeps me well informed about things that are important to my work.	100.0	100.0	DW	DW	100.0	100.0	25	100.0
This school has an inclusive culture where diversity is valued and respected.	100.0	100.0	DW	DW	100.0	100.0	25	100.0
This school's culture supports people to achieve a good work-life balance.	100.0	100.0	DW	DW	100.0	100.0	25	100.0
This school offers flexible work arrangements.	75.0	100.0	DW	DW	92.3	100.0	21	95.2
I am confident that poor performance will be appropriately addressed in this school.	75.0	94.7	DW	DW	93.8	85.7	23	91.3
Recruitment and promotion decisions in this school are fair.	100.0	100.0	DW	DW	100.0	100.0	20	100.0
This school appropriately supports staff following an occupational violence/aggressive incident.	100.0	94.1	NA	95.0	100.0	85.7	20	95.0
Other								
Information and communication technology issues at this school are resolved promptly.	100.0	85.7	DW	DW	88.2	87.5	25	88.0
This school is well maintained.	100.0	90.5	DW	DW	88.2	100.0	25	92.0
This school is well managed.	100.0	100.0	DW	DW	100.0	100.0	25	100.0
The school leadership team model the behaviours expected of all employees.	100.0	100.0	DW	DW	100.0	100.0	25	100.0

Agreement presents the aggregation of positive responses as a percentage; i.e.: "Somewhat agree", "Agree", and "Strongly agree".

NA means there is no data; **DW** means the data is withheld to protect the confidentiality of respondents.

The number displayed in the column headings is the highest number of responses received for this demographic group.

Your school results include respondents who did not answer demographic items.

Staff school report (all staff items), 2024

(1476) Cannon Hill State School

Results are shown as the proportion of respondents who answered **Yes** to these questions.

	Your school		References			
	n	Yes	Last year <u>2023</u>	Your school type <u>Primary</u>	Your region <u>MSR</u>	Qld state schools
Staff were asked, in relation to staff interactions at this school during the past 12 months, whether the following statements applied to them:						
Workplace culture						
Have you been subjected to bullying at this school?	25	4.0	-12.7	-5.7	-7.5	-8.5
Have you been subjected to sexual harassment at this school?	24	0.0	0.0	-0.6	-1.3	-1.5

A **green reference result** means your school received a result more positive than the reference result i.e. for 'Last year' this would mean there was a decrease in the proportion of respondents who indicated they have been subjected to bullying or sexual harassment. This is shown as the percentage point difference of **Yes**.

NA means there is no data; **DW** means the data is withheld to protect the confidentiality of respondents.

Staff school report by demographic (all staff items), 2024

(1476) Cannon Hill State School

Results are shown as the proportion of respondents who answered **Yes** to these questions.

	Gender		Aboriginal and Torres Strait Islander origin		Staff position		Your school	
	Male (4)	Female (21)	Yes (1)	No (24)	Teaching (17)	Non-Teaching (8)	n	Yes
Staff were asked, in relation to staff interactions at this school during the past 12 months, whether the following statements applied to them:								
Workplace culture								
Have you been subjected to bullying at this school?	0.0	4.8	DW	DW	5.9	0.0	25	4.0
Have you been subjected to sexual harassment at this school?	0.0	0.0	DW	DW	0.0	0.0	24	0.0

NA means there is no data; **DW** means the data is withheld to protect the confidentiality of respondents.

The number displayed in the column headings is the highest number of responses received for this demographic group.

Your school results include respondents who did not answer demographic items.

Staff school report (teaching staff items), 2024

(1476) Cannon Hill State School

Teaching staff were asked to think back over the school year, and to indicate the extent to which they agreed or disagreed with the following statements about aspects of the school as a workplace:

Teaching and learning

Students value feedback about their schoolwork.

Students are interested in their schoolwork.

I feel confident managing the behaviour of all of my students at this school.

I modify my teaching practice after reviewing student assessment data.

I use the Australian Curriculum (P-10) and/or Queensland senior syllabuses (11-12) for planning teaching, learning and assessment.

I feel confident embedding Aboriginal and Torres Strait Islander perspectives across the learning areas.

	Your school							References				
	n	Strongly disagree	Disagree	Somewhat disagree	Somewhat agree	Agree	Strongly agree	Agreement	Last year 2023	Your school type Primary	Your region MSR	Qld state schools
Students value feedback about their schoolwork.	17	0.0	0.0	5.9	29.4	35.3	29.4	94.1	6.6	1.0	6.1	9.3
Students are interested in their schoolwork.	17	0.0	0.0	11.8	35.3	35.3	17.6	88.2	5.9	-3.9	1.8	5.0
I feel confident managing the behaviour of all of my students at this school.	17	0.0	0.0	5.9	11.8	41.2	41.2	94.1	5.9	5.6	6.1	7.3
I modify my teaching practice after reviewing student assessment data.	17	0.0	0.0	0.0	11.8	17.6	70.6	100.0	0.0	0.8	1.2	1.3
I use the Australian Curriculum (P-10) and/or Queensland senior syllabuses (11-12) for planning teaching, learning and assessment.	17	0.0	0.0	0.0	0.0	23.5	76.5	100.0	0.0	0.6	1.0	0.9
I feel confident embedding Aboriginal and Torres Strait Islander perspectives across the learning areas.	17	5.9	5.9	11.8	35.3	29.4	11.8	76.5	-5.9	-12.6	-9.7	-10.4

Agreement presents the aggregation of positive responses as a percentage; i.e.: "Somewhat agree", "Agree", and "Strongly agree".

A **green reference result** means your school received a result more positive than the reference result, shown as the percentage point difference of **Agreement**.

NA means there is no data; **DW** means the data is withheld to protect the confidentiality of respondents.

Staff school report by demographic (teaching staff items), 2024

(1476) Cannon Hill State School

	Gender		Aboriginal and Torres Strait Islander origin		Your school	
	Male (4)	Female (13)	Yes (1)	No (16)	n	Agreement
Teaching staff were asked to think back over the school year, and to indicate the extent to which they agreed or disagreed with the following statements about aspects of the school as a workplace:						
Teaching and learning						
Students value feedback about their schoolwork.	100.0	92.3	DW	DW	17	94.1
Students are interested in their schoolwork.	75.0	92.3	DW	DW	17	88.2
I feel confident managing the behaviour of all of my students at this school.	100.0	92.3	DW	DW	17	94.1
I modify my teaching practice after reviewing student assessment data.	100.0	100.0	DW	DW	17	100.0
I use the Australian Curriculum (P-10) and/or Queensland senior syllabuses (11-12) for planning teaching, learning and assessment.	100.0	100.0	DW	DW	17	100.0
I feel confident embedding Aboriginal and Torres Strait Islander perspectives across the learning areas.	100.0	69.2	DW	DW	17	76.5

Agreement presents the aggregation of positive responses as a percentage; i.e.: "Somewhat agree", "Agree", and "Strongly agree".

NA means there is no data; **DW** means the data is withheld to protect the confidentiality of respondents.

The number displayed in the column headings is the highest number of responses received for this demographic group.

Your school results include respondents who did not answer demographic items.

School Opinion Survey – About this data

Data source	School Opinion Survey
Description	The School Opinion Survey (SOS) is an annual suite of surveys (parents/caregivers, students, students at special schools and staff) to gauge opinions on important aspects of schooling in Queensland state schools. The Staff Survey also provides an opportunity for school staff to express their opinions on the school as a work environment.
Owner	Schools and Student Support Department of Education Queensland Government
Custodian	Strategy and Performance Department of Education Queensland Government
Custodian contact	SchoolOpinionSurvey@qed.qld.gov.au
Collection authority or relevant legislation	<ul style="list-style-type: none">• Education (General Provisions) Act 2006 <https://www.legislation.qld.gov.au/view/html/inforce/current/act-2006-039>• Information Privacy Act 2009 <https://www.legislation.qld.gov.au/view/html/inforce/current/act-2009-014>
Purpose of collection	<ul style="list-style-type: none">• Increased understanding of opinions of parents/caregivers, students and school staff with various aspects of their school.• Increased understanding of areas of strength at Queensland state schools and areas that could be improved.• Increased understanding of various aspects of the work environment in Queensland state schools from staff and principals including effective relationships, work roles, general morale and development of schools as learning environments.• Key performance indicators in corporate documents such as service delivery statements, the strategic plan and the annual report as well as monitoring performance at both the school and systemic level.
Reference period	The surveys have been enumerated annually in July/August, and respondents were asked to respond thinking back over 'this school year'. <ul style="list-style-type: none">• 22 July to 16 August 2024
Collection method	The surveys have been collected using a mixture of paper forms and online surveys (using SurveyManager the department's online survey system): <ul style="list-style-type: none">• Online for all surveys with email invitation to participants.• Paper survey forms made available for the Parent/Caregivers survey for selected remote schools and school communities requiring translations.
Scope and coverage	Data are only collected from Queensland state schools. Target populations are: Parent/Caregiver Survey <ul style="list-style-type: none">• all families, one parent/caregiver invited based on the eldest child at the school (including parents/caregivers of Kindy, Preparatory Year and students at special schools). Student Survey <ul style="list-style-type: none">• all students in Year 5, Year 6, Year 8 and Year 11 were invited by email. Schools determined survey administration locally to achieve desired response levels. Students at Special Schools Survey <ul style="list-style-type: none">• administered to age equivalent students in special schools at the principals' discretion. Staff Survey <ul style="list-style-type: none">• all Department of Education teaching and non-teaching staff in part-time and full-time employment (including principals).
Coherence	<ul style="list-style-type: none">• Minor changes have occurred over the years, including the addition/removal of items and minor changes in item wording.• A complete review of methodology and data items occurred in 2021 resulting in a time series break for all surveys.• Reports for earlier years are available from <i>OneSchool</i>.

School Opinion Survey – About this data

Reporting

Reporting levels available:

- Queensland;
- School level; and
- Departmental reporting levels (school type and region).

Reporting levels are available for each of the surveys:

- Parent/Caregiver Survey;
- Student Survey (excludes students at special schools);
- Students at Special Schools Survey; and
- Staff Survey (including principals).

Estimates

Data are reported as the number of total valid responses to an individual statement (denominator) and the percentage of valid responses for the agreement response scale. All data are unweighted.

Caveats

n: The number of respondents who answered an individual item.

Agreement: Presents the aggregation of positive responses as a percentage; i.e.: "*Somewhat agree*", "*Agree*" and "*Strongly agree*".

DW: Data withheld for confidentiality reasons. This can be for small respondent groups or where all responses to an item are the same.

NA: Data not available.

- Percentages are rounded to one decimal point in reports, so discrepancies may occur between sums of the component items and totals.
- Staff includes responses from principals.
- 'Staff' refers to both teaching and non-teaching staff.

Dissemination

- School level reports are released annually on *OneSchool Corporate Reporting*.
- Queensland state schools receive annual school level reports, which include non-school level benchmark comparison data.
- Schools are required to include survey results in their annual report.
- The department includes statewide survey results in their annual report.
- State level summary results are released on the department's website <<https://qed.qld.gov.au/publications/reports/statistics/schooling/schools/schoolopinionsurvey>>
- Customised data are available upon request.